

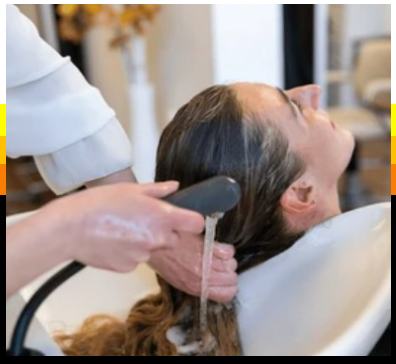

AQUAFLOW™

INDIRECT FIRED WATER HEATER

Abundant hot water at the lowest possible operating cost

POWERED BY

VIDEIRA

EMBRACE THE HEAT

Automated Precision Manufacturing

You've tried the rest? Now try the best!

AquaFlow's advanced manufacturing and energy-conscious design support the next generation of hydronic systems. Automated production, responsible material use, and ongoing R&D help improve efficiency and reduce waste.

In-house testing ensures each product works smoothly with renewable and alternative energy sources. Contractors benefit from durable, future-ready equipment that installs cleanly and supports long-term system performance.





Interior

1. Hot Water Outlet
2. Cold Water Inlet
3. 444 SS Construction
4. 2" High Density Rigid Polyurethane Foam
5. Stainless Steel 316L Heat Exchanger Coil
6. T & P Relief Valve - F (*Not included)*
7. Powder Coated Metal Exterior
8. Boiler Supply
9. Temperature Sensor - F
10. Boiler Return
11. Drain Valve Connection - F
12. Dedicated Recirculation Connection - F *(not shown)*

AQUAFLOW™

Indirect Fired Water Heater

30G • 40G • 55G • 65G • 80G • 119G

80 MAX • 119 MAX • 119 POWER MAX

Superior Quality and Material

- ✓ Stainless steel construction. AISI 444 SS Tank, 316L Heat Exchanger Coil
- ✓ All butt-welded construction for maximum structural integrity
- ✓ Automatic laser-TIG hybrid welding process
- ✓ Fully pickled and passivated internally and externally
- ✓ No sacrificial anodes required, reducing lifetime maintenance
- ✓ Dedicated recirculation connection
- ✓ 2” Thick rigid polyurethane insulation for excellent heat retention (Less than 1/2 degree per hour heat loss)
- ✓ In-house manufactured rigid SS tubing for heat exchangers
- ✓ Designed for alternative energy sources: boilers, solar, and heat-recovery systems
- ✓ Built for quality, performance, and long service life
- ✓ Residential lifetime warranty

Construction & Performance

The AquaFlow™ Tanks reflect more than forty years of focused engineering and stainless-steel manufacturing expertise. High-grade materials, TIG butt-welding, and full internal and external pickling and passivation give each tank exceptional corrosion resistance and long-term strength.

Production is tightly controlled, and every unit is fully tested before it leaves the facility ensuring that installers get a dependable, efficient indirect cylinder built to deliver long-term performance customers can trust.

Intertek
Pending

INDIRECT
AQUAFLOW

PERFORMANCE DATA*

	AF-30	AF-40	AF-55	AF-65	AF 80	AF-119	AF-80 MAX	AF-119 MAX	AF-119 POWER
TANK CAPACITY—USG	26	38.3	51	63.9	77.4	113	75	119	119
MAX. FIRST HR RATING@ 135°F—GAL/HR	177	216	259	330	380	474	721	755	1,110
CONTINUOUS RATING @ 135°F—GAL/HR	156	187	218	280	311	373	655	655	1,014
BOILER OUTPUT REQUIRED—BTU/HR	100,000	120,000	140,000	180,000	200,000	240,000	420,000	420,000	650,000
BOILER FLOW RATE—GPM	10	14	14	14	14	14	25	25	40
COIL PRESSURE DROP—FT HD	5.2	6.2	7	7.5	10.1	11.8	16.7	16.7	25
COIL TRANSFER AREA—SQ FT	6.7	8.1	10.2	11.4	13.4	18.3	27.4	27.4	38

**Based on 180°F boiler supply & 58°F entering cold water. Max operating pressure of 150 psi*

PIPING CONNECTIONS

CONNECTION LOCATION	Top	Top	Top	Top	Side	Side	Side	Side	Side
DOMESTIC WATER IN—NPT M	3/4”	3/4”	3/4”	3/4”	1”	1 1/2”	1 1/2”	1 1/2”	1 1/2”
DOMESTIC HOT WATER OUT—NPT M	3/4”	3/4”	3/4”	3/4”	1”	1 1/2”	1 1/2”	1 1/2”	1 1/2”
RECIRCULATION CONNECTION	3/4”	3/4”	3/4”	3/4”	1”	1 1/2”	1 1/2”	1 1/2”	1 1/2”
BOILER SUPPLY—NPT M	1”	1”	1”	1”	1”	1 1/2”	1 1/2”	1 1/2”	1 1/2”
BOILER RETURN—NPT M	1”	1”	1”	1”	1”	1 1/2”	1 1/2”	1 1/2”	1 1/2”
DRAIN VALVE —NPT F	1/2”	1/2”	1/2”	1/2”	1/2”	1/2”	1/2”	1/2”	1/2”
RELIEF VALVE—NPT F	3/4”	3/4”	3/4”	3/4”	3/4”	1”	1”	1”	1”

DIMENSIONS & WEIGHT

TANK HEIGHT—INCHES	36	45.2	57	54.5	64.5	65.7	64.5	65.7	65.7
TANK DIAMETER—INCHES	22	22	22	24.5	24.5	28	24.5	28	28
TANK WEIGHT—LBS	88	100	127	145	166	230	188	246	266
BOX HEIGHT—INCHES	43	52.4	64.2	61.5	71	73.2	71	73.2	73.2
BOX WIDTH—INCHES	22.5	22.5	22.5	25.5	25.5	30.7	25.5	30.7	30.7
BOX DEPT—INCHES	25	25	25	29	29	35.5	29	35.5	35.5
SHIP WEIGHT—LBS	100	120	147	170	193	275	201	290	310

AventusHydronics.com

AVENTUS™
HYDRONICS